

Torino, 31 January 2018

CAMPAIGN


# Recall Campaign

**6172**

## INTERCOOLER SLEEVE METAL BAND

On a batch of Fiat Ducato vehicles, the chassis numbers of which are comprised in the range from 02781370 to 02F64300, the intercooler sleeve may detach from the throttle body with the consequent lighting of the engine warning light and loss of torque. In order to solve this problem, the current metal band must be replaced with a new one having features such to ensure the hold between intercooler sleeve and throttle body.

As the fault could affect safety, it will therefore be necessary to intervene during pre-delivery inspections for the vehicles in stock, For vehicles which have already been delivered, customers must be contacted by registered mail (Annex 1), in accordance with the operating cycle to upgrade all vehicles.

 The vehicle may also be involved in Recall Campaign 6152. Check whether the vehicle is also involved in Campaign 6152 and see the repair cycle published on eLEARN for how to proceed.

<b>BRAND</b>	PROFESSIONAL
<b>MODEL</b>	290/295 - DUCATO FL 2014
<b>PRODUCTION PERIOD</b>	FROM JANUARY 2015 TO OCTOBER 2017
<b>PRODUCTION PERIOD - SERVICE NETWORK</b>	All vehicles with chassis number listed in SiGi.
<b>PROBLEM / FAULT</b>	THE METAL BAND MAY BECOME LOOSE AND CAUSE THE CONSEQUENT DETACHMENT OF THE INTERCOOLER SLEEVE FROM THE THROTTLE BODY
<b>PLANNED OPERATION</b>	RESTORE CONFORMITY BY REPLACING THE METAL BAND
<b>SPECIAL TOOLS</b>	NOT ENVISAGED



CHRYSLER



PROFESSIONAL

**Jeep**




**RAM**



**MOPAR**

## SPARE PARTS AVAILABILITY

 The vehicle may also be involved in **Recall Campaign 6152**. Check on SIGI whether the vehicle is also involved in Campaign 6152 and see the repair cycle published on eLEARN for how to proceed.

Name	Part	Quantity:
Sleeve fixing band	1397466080	1
Retaining clip	7719199	1

## REMUNERATION

Manpower and material	
Cost	A01
Campaign	6172
Operation	Time
A	0.20
Miscellaneous costs (mail, etc. )	
Cost	A10
Campaign	6172
Operation identification	
A spot of white paint on the sleeve or throttle body.	

## DISPOSAL OF REMOVED PARTS: Removed part return required

<b>NO</b>	No component return is required for this campaign.
Each dealer shall be fully and exclusively responsible for scrapping the removed parts entirely with no possibility of reuse respecting all applicable laws and regulations in force in their country.	



CHRYSLER

DODGE



PROFESSIONAL

Jeep



RAM



MOPAR


## OPERATING CYCLE


On the concerned vehicles, perform the following operations with reference to the Technical Service Manual.

- Secure the vehicle.
- Lift the bonnet.


### Replacement of band fixing sleeve to throttle body


- Remove the band (1) fixing the sleeve to the throttle body.

 *Take care not to damage the sleeve. It is advisable to use a side cutter pliers or other suitable tool to wrap metal tape on the free terminal (N) until it breaks. Operate in this way to avoid contact with the sleeve.*



- Then pull out the sleeve (2) from the throttle body.
- Using moist tissues or a cloth, carefully clean both the inner end part of the sleeve and the coupling housing on the throttle body.

 *Exclusively use heptane.*



CHRYSLER

DODGE



PROFESSIONAL

Jeep





CHRYSLER

DODGE



PROFESSIONAL

Jeep

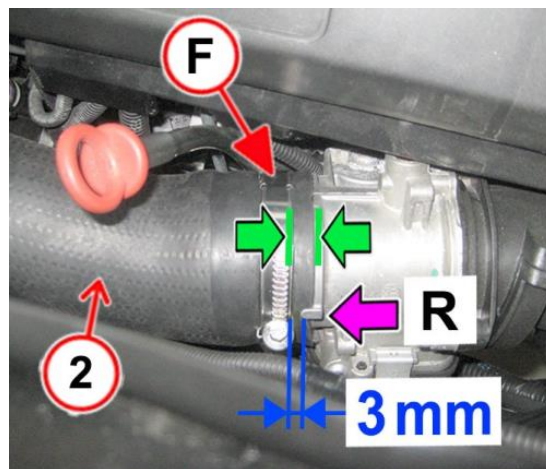


RAM



MOPAR

- Insert a new fixing collar (F), to be taken from Spare Parts, onto the sleeve (2) in the position shown (with fastening screw facing towards the radiator).
- Reconnect the sleeve to the throttle body, being very careful to position it correctly abutting on the indicated alignment notch (R) shown.
- Make sure that the collar (F) is perfectly parallel to the abutting edge of the throttle body at a distance of 3 mm from the end of the notch (R), as shown.
- Close the collar without tightening holding it in position.




- Using a torque wrench and extension - single stretch of approximately 20 cm - tighten at a torque of 5 -0 / +0.3 Nm.
- After tightening, apply a spot of white paint on the sleeve or on the throttle body to indicate that the collar has been replaced.



## A/C system pipe retaining clip application

- Operating on the rigid supply and return pipes of the evaporator, in the illustrated engine compartment zone, apply a retaining clip (1) in the points shown in detail to prevent contact.



CHRYSLER

DODGE



PROFESSIONAL

Jeep





Annex 1

**REGISTERED MAIL DRAFT LETTER  
RECALL CAMPAIGN code 6172**

Dear Customer

We hereby notify you of the following information related to your Fiat Ducato vehicle (VIN: xxxxxxxxxxxxxxxxx).

**What is the problem?**

On a batch of Fiat Ducato vehicles, including yours, the intercooler sleeve may detach from the throttle body with the consequent lighting of the engine warning light and loss of torque. In order to solve this problem, the current metal band must be replaced with a new one having features such to ensure the hold between intercooler sleeve and throttle body.

**What should I do?**

As the fault could affect safety, we would be grateful if you could urgently take your vehicle to the Dealership you bought it from or to any authorised Fiat Professional Service Centre as soon as possible, bringing this letter with you. For greater convenience, we recommend making an appointment, referring to the authorised Fiat Professional Authorised Workshops on the [www.fiatprofessional.it](http://www.fiatprofessional.it) website.

**What does the operation consist of?**

The operation, if required, will consist in replacing the metal band with a new one capable of ensure the correct hold.

**Will I have to pay anything?**

You will not be charged for this service operation.

**Further information**

The Dealerships, all authorised Fiat Professional service centres and our Customer Service (Freephone 0080034280000), are at your complete disposition for any information about the operation. You can connect to the [www.fiatprofessional.it](http://www.fiatprofessional.it) website for the latest news about your vehicle.

We thank you for your kind cooperation. We apologise for any inconvenience caused and wish you our kindest regards.

If you have already sold or transferred your vehicle, we ask you to tell us the name and address of the new owner or user, using the enclosed stamped and pre-printed card, along with any information which could make it easier for us to find the current owner or user.



CHRYSLER



PROFESSIONAL

